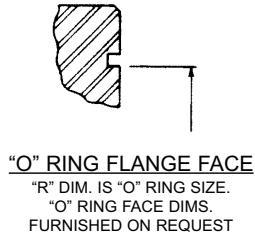
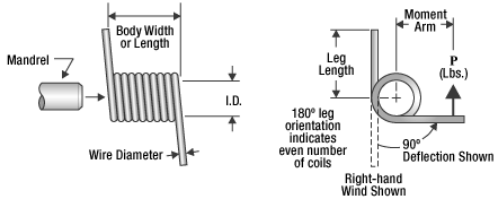


302 STAINLESS STEEL TORSION SPRINGS ARE ATTACHED ON SPRING PIN ABOVE CLAPPER. CLAPPER, PIN ASSY AND SPRING ASSY IS DROPPED INTO SEPARATE MILL SLOT OF VALVE BODY. BOTH ARE WELDED IN PLACE BY SS TABS.

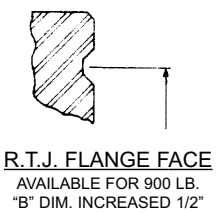
WAFER (SERRATED FACE)

ITEM N ^o	PART
1	WAFER
2	CLAPPER
3	HINGE PIN
4	PIN RETAINER
5	SEAL ("O" RING)
6	EYE BOLT ³ / ₈ HEX. NUT



- NOTES**
- VITON O RING INSERT IN WAFER IS STANDARD. TEFLON OR BUNA N NITRAL O RING OR METAL TO METAL CAN BE FURNISHED.
 - INSERT CAN BE PLACED ON CLAPPER UPON REQUEST
 - STAINLESS TRIM FURNISHED IF SPECIFIED.
 - O RING DIMENSIONS ARE I.D.
 - FACE FINISHED RAISED UNLESS A FLAT DIMENSION IS REQUESTED.
 - ALL CORNERS HAVE 1/16" CHAMFER.

DIMENSIONS IN VALVE SIZE (INCHES)																	
	2"	2 1/2"	3"	4"	6"	8"	10"	12"	14"	16"	18"	20"	24"	30"	36"	42"	60"
A	4 1/8	4 7/8	5 3/8	6 7/8	8 3/4	11	13 3/8	16 1/8	17 3/4	20 1/4	21 5/8	23 7/8	28 1/4	34 3/4	41 1/4	48	68 3/8
B	1 1/8	1 3/8	1 3/4	2 5/8	4 5/8	6	7 3/4	9 1/2	10 1/2	12 1/2	14	16	19 1/4	24	28 3/4	33 1/2	47 3/4
C	3/4	3/4	3/4	3/4	3/4	1-1/8	1-1/8	1-1/2	1-3/4	2	2-3/8	2-1/2	2-3/4	00	00	00	00



FLANGE FACE ALTERNATES

Made in the USA

BJ Champion Valve Reduced Port Short Pattern Wafer Check Valve with Springs

BJ Champion Valve & Machine, LP
 16010 KITZMAN ROAD
 Cypress, Tx 77429
 PH-281-357-8887 FAX-281-357-8998

WAFER CHECK VALVE
 ANSI 150 LB. 2" thru 60"